



Universal H-Series™

POOL AND SPA HEATERS

The Universal H-Series™ Gas Heaters are energy efficient, high performance heaters which feature a rust-resistant water path, polymer header assembly and a rapid-heat combustion chamber.

They are easy to install and maintain, thanks to their low profile, lightweight and CPVC plumbing capabilities.





Reach your perfect comfort zone.

Features and benefits:

- **Choice of 158, 264 or 422 Mj/h models**

Wide range to suit most pool and spa sizes

- **CuproNickel Heat Exchanger**

For proven durability and longevity

- **Forced Draft Heat Combustion**

For reliable wind and air management

- **High Efficiency**

Boasts an Insulated Fire Tile combustion chamber

- **For Natural Gas & LPG* applications**

*LPG Conversion Kit required

- **Digital LED Control**

With temperature display and self diagnostics

- **Industry Leading**

Industry leading hydraulic performance with low flow requirements

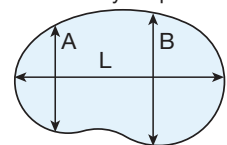
- **Indoor/ Outdoor Installation***

*Indoor Conversion Kit required

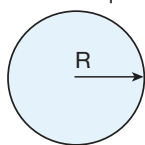
Selecting the correct size H-Series Heater:

FOR YOUR SWIMMING POOL

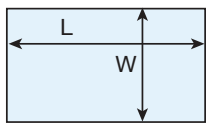
Determine your pool's surface area in square meters:



Area = (A+B) x L x .45



Area = R x R x 3.14



Area = L x W

In the last column of the table below locate the surface area that is equal to, or just greater than the pool's surface area. This is the Universal H-Series model that will fit the selected area. For indoor pool installations, divide the pool's surface area by 3.

Column is based on a 15° C temperature rise, 5½ kph average wind velocity and elevation of up to 610 meters above sea level

MODEL	MEGA JOULE/HR	NOMINAL HEAT (KW)	ELECTRICAL CONNECTION	VOLTAGE HERTZ/PHASE	CIRCUIT AMPS	DIAMETER (W X D)	HEIGHT (MM)	PKG UNIT WEIGHT (KG)	POOL SURFACE AREA (M ²)
H150FDAU	158	36.05	Plug & Play	240 50/1	<2.0	545 X 750	610	64	42
H250FDAU	264	60.08	Plug & Play	240 50/1	<2.0	710 X 750	610	75	70
H400FDAU	422	96.13	Plug & Play	240 50/1	<2.0	930 X 750	610	89	112

FOR YOUR SPA

Spa sizing is based on an insulated and covered spa. Always cover when not in use to minimise heat loss and evaporation.

MODEL	SPA/ HOT TUB SIZE IN LITRES								
	750	1200	1500	1900	2300	2700	3000	3400	3800
	TIME IN MINUTES TO RAISE SPA/ HOT TUB TEMPERATURE 15°C								
H150FDAU	25	37	50	62	75	87	100	112	125
H250FDAU	15	22	30	37	45	52	60	67	75
H400FDAU	9	14	19	23	28	33	37	42	47

To take a closer look at Hayward Heaters or other Hayward® products, go to www.hayward-pool.com.au or call 1300 POOLS1